

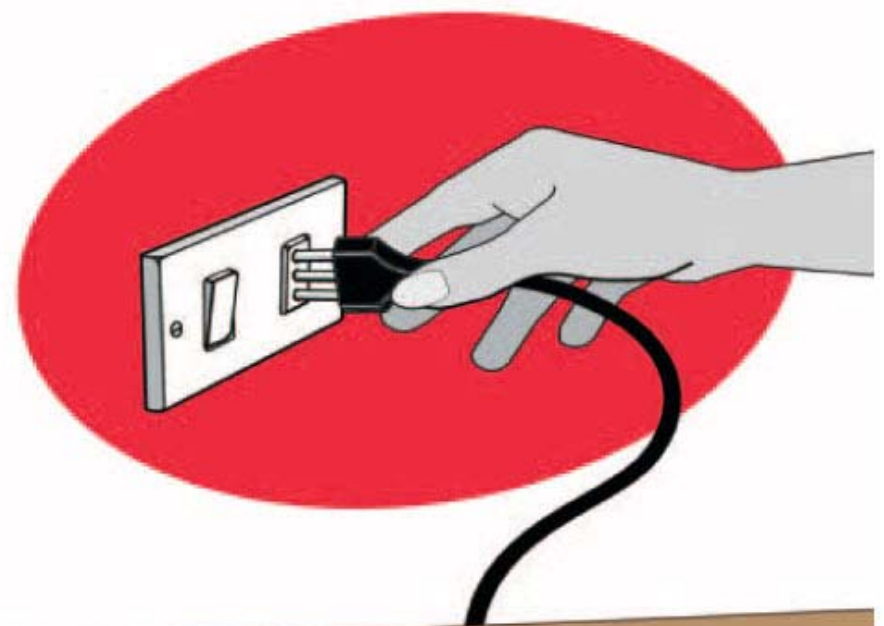


UNIBAR




ISO Climatic Class 4

**READY
FOR USE
IN FEW
SECONDS!!**



- **Fast installation**
- **Electronic thermostat**
- **Many sizes and combinations**
- **Structure in stainless steel or anthracite grey skinplate**
- **Many possibilities of customization**
- **A single sales interlocutor**

WHY CHOOSE UNIBAR ?



- 1 - **Large possibility of customization**, solid doors, glass doors, drawers, with or without condensing unit, motor unit on the left of on the right, non refrigerated storage cabinet, etc.
- 2 - **Neon lighting on glass door models.**
- 3 - **Careful assembling of central evaporator** that is equipped with a double ventilator to improve internal cooling uniformity.
- 4 - **Doors with 90° braked hinges** for easy loading and unloading of goods and VISION model with double door (both front and rear).
- 5 - **New version single door cabinet** with rear incorporated motor unit available either in chillers +2°C/+8°C or **freezers -15°C/-25°C.**


HERE ARE SOME EXAMPLES OF HOW COMPOSE YOUR UNIBAR



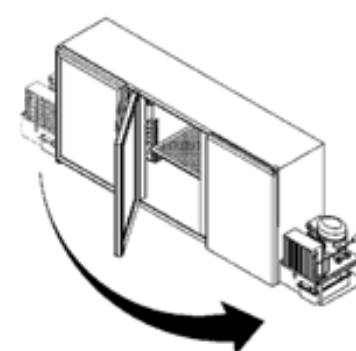
UNIFRIGOR PROVIDES YOU WITH MANY USEFUL SOLUTIONS TO EXPLOIT ALL ROOM



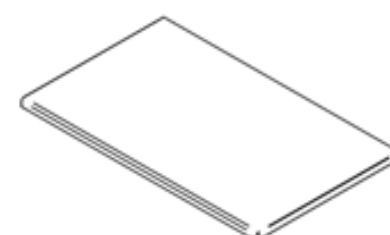
Perhaps you can place side by side
2 symmetrical cabinets ...



... or you can use a **VISION** model
with doors on both sides



... or use a stainless steel **work top** (27 mm height)
reinforced with a strength wood panel, very useful to gain
extra work space or to put on the cabinet important
weights.



External structure and doors are made in dark grey skinplate on zinc-plated
sheet or stainless steel "Scotch Brite" finishing touch; while the internal tank is
made in non-toxic white skinplate on zinc-plated sheet or stainless steel "Scotch
Brite" finishing touch.



Internal lighting is supplied as standard on all models:



Solid doors cabinets are provided with a door micro switch, to light on
and off when opening or closing the door.



Glass door cabinets are provided with new neon lighting system, more
efficient, with a better performance and also easier to replace.

Glass door models are equipped with a tempered and low emission glass pane in
order to guarantee a good visibility and also a good quality of cold inside the tank.





An internal adjustable shelf with hooks is supplied as standard for each door: embossed aluminium for cabinet with exterior in dark grey skinplate and stainless steel for cabinet with exterior in stainless steel.



All doors can be replaced with set of 2 or 3 drawers.

The new set of drawers is provided with bearing guides in order to grant maximum of strength and reliability. This system allow you to extract completely the drawer making easier loading and unloading goods, and giving you also the possibility of inserting directly some types of beer boxes. The new set of drawers can be used replacing every kind of door, D, DM, DX.



Neutral drawer placed in the upper part of the motor unit space. This new drawer sliding on telescopic guides, can be very useful to store small things such as tea bags, sugar in sachets or simply some cutlery. Moreover it is available the coffee-grounds drawer, which is the same drawer in special configuration equipped for collecting coffee-grounds.

NEW NON REFRIGERATED STORAGE CABINET

In order to satisfy always better the needs to make a complete furnishing we have introduced in our catalogue the non refrigerated storage cabinet, with the same classic Unifrigor aesthetics. So you gain space inside thanks to the elimination of the evaporator and you will have a (neutral) non refrigerated cabinet ready to be integrated in your furnishing, side by side with the refrigerated.

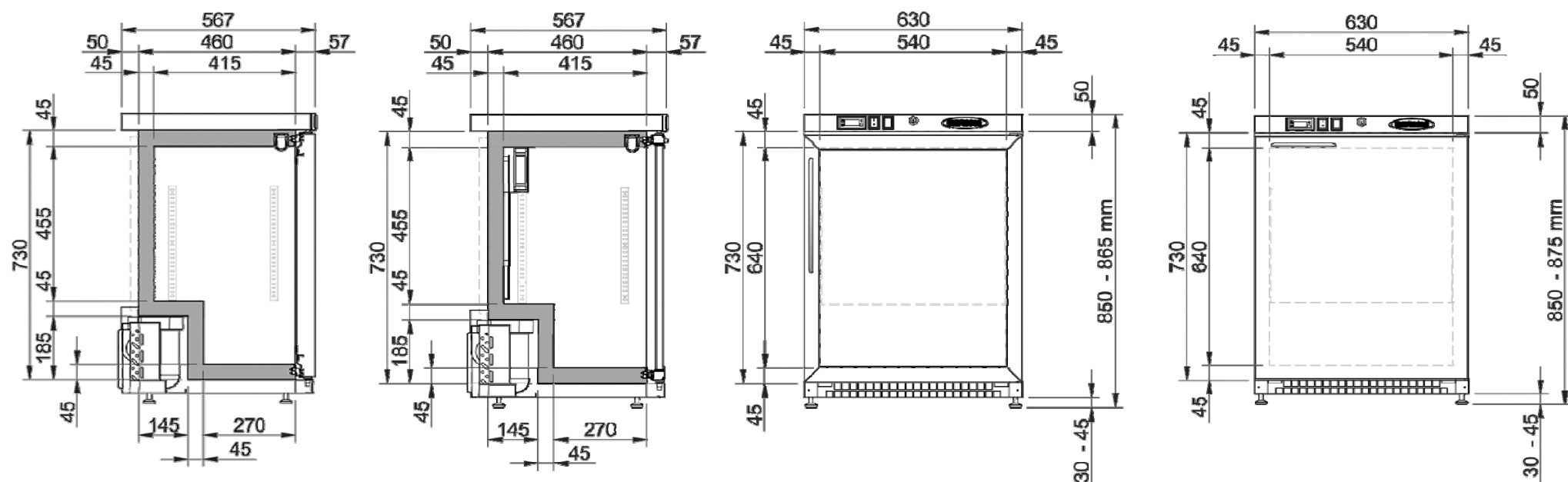


NEW SINGLE DOOR CABINET

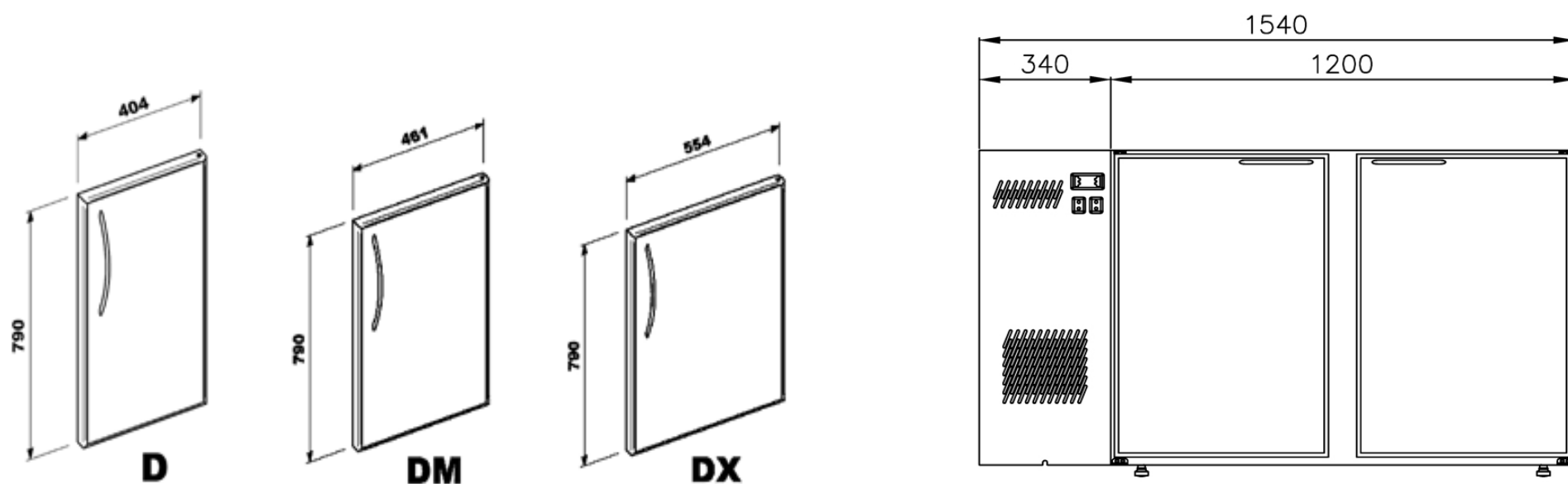
The range is completed by a single door cabinet available either in chillers version $+2^{\circ}\text{C}/+8^{\circ}\text{C}$ or in freezers $-15^{\circ}\text{C}/-25^{\circ}\text{C}$, with solid or glass doors. **Above all the freezer version is important to complete the range of cabinet needed in a bar.**



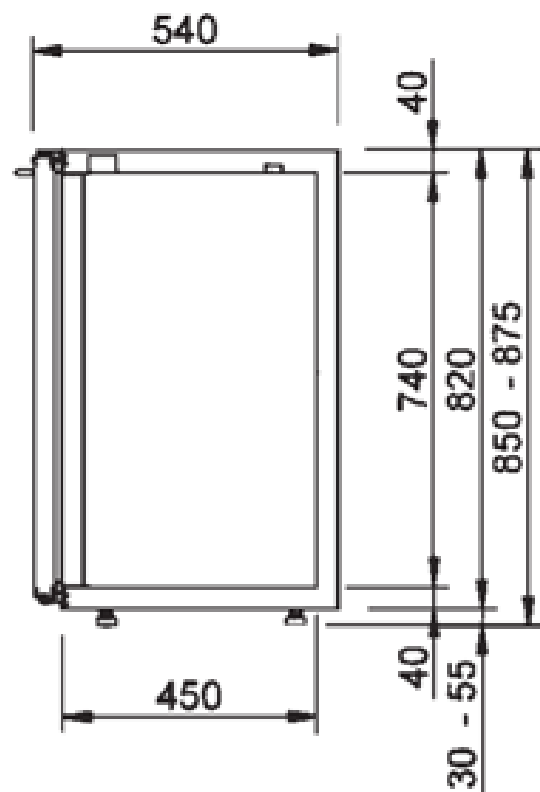
Dimensions of the single door model.



Flexibility in lengths of the cabinet provided of 2-3-4 doors, thanks to the possibility of using 3 different door dimensions.



All 2-3-4 doors cabinets are: 540 mm deep and 850/875 mm high



- Cabinet height without feet is 820 mm
- Cabinet height with feet totally closed is 850 mm
- Cabinet height with feet totally open is 875 mm
- Models RO 1240 / SG 900, RO 1350 / SG 1010, RO 1540 / SG 1200, RO 1740 / SG 1400, RO 1880 / SG 1540 are equipped with n. 4 feet
- Models RO 2140 / SG 1800, RO 2400 / SG 2060 are equipped with n. 6 feet
- Models RO 2740 / SG 2400 are equipped with n. 8 feet

DRAWERS for 2-3-4 doors cabinets

Set of 2 drawers **D** size

usable dimensions upper drawer 243 (W) × 440 (D) × 299 (H) mm

usable dimensions lower drawer 243 (W) × 440 (D) × 376 (H) mm

Set of 2 drawers **DM** size

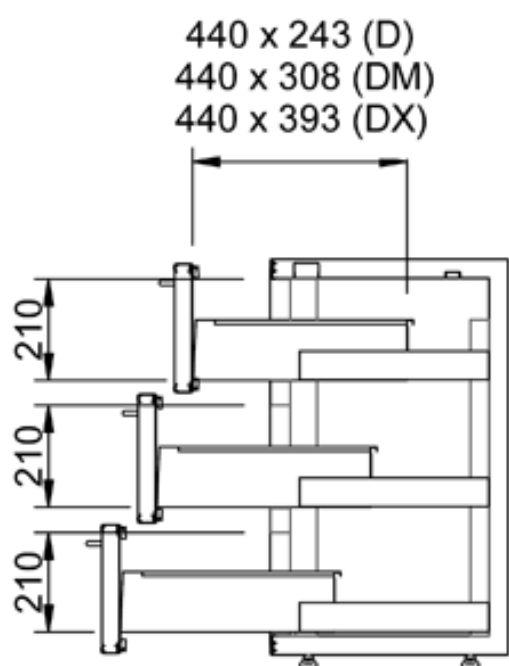
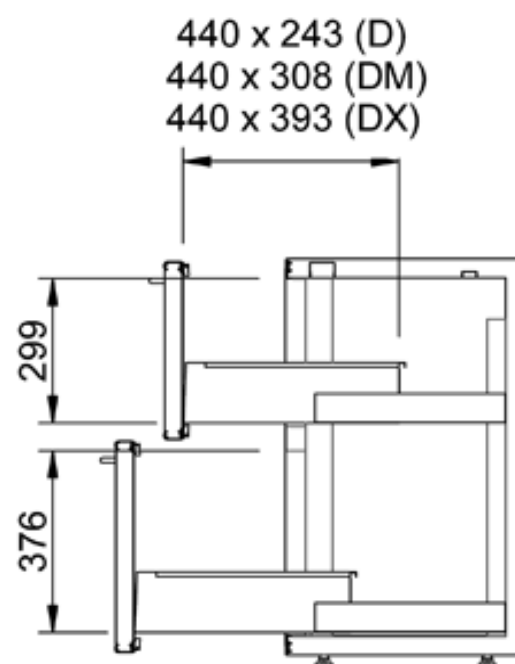
usable dimensions upper drawer 308 (W) × 440 (D) × 299 (H) mm

usable dimensions lower drawer 308 (W) × 440 (D) × 376 (H) mm

Set of 2 drawers **DX** size

usable dimensions upper drawer 393 (W) × 440 (D) × 299 (H) mm

usable dimensions lower drawer 393 (W) × 440 (D) × 376 (H) mm



Set of 3 drawers **D** size

usable dimensions of drawers 243 (W) × 440 (D) × 210 (H) mm

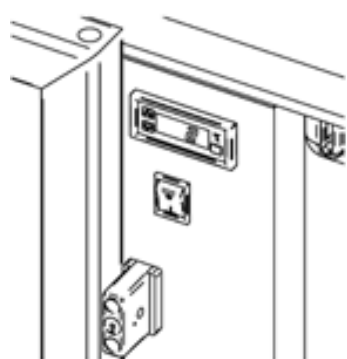
Set of 3 drawers **DM** size

usable dimensions of drawers 308 (W) × 440 (D) × 210 (H) mm

Set of 3 drawers **DX** size

usable dimensions of drawers 393 (W) × 440 (D) × 210 (H) mm

Our drawers are equipped with no. 2 bottle-holding rods.



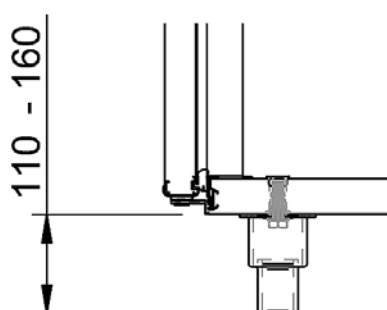
Secured products stored in the cabinet thanks to **key closing system** that you can easily install either on doors or drawers, also afterwards.



Self-closing hinges with 90° brake

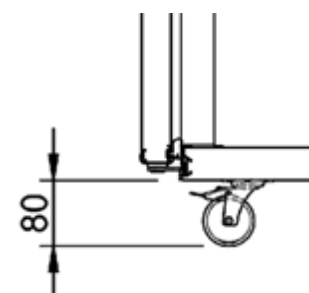


To level the cabinet quickly and easily, now the feet, with aluminium base, are adjustable from the interior of the cabinet from 30 to 55 mm.



You can also replace standard foot with a big foot, but in this case you lose the possibility of levelling the cabinet from the interior of the cabinet.

or you can replace standard feet with revolving wheels provided with brake.



New cover motor sheet with side opening similar to one door but with light narrow hinges. This system make easier entering the motor unit area for periodic cleaning operations of the condenser. Moreover we have moved the thermostat in the upper part of the motor unit area, where, thanks to a better protection and a humidity free area we can give a longer life to the thermostat.



CFC-free coolant

The defrosting process is electronically controlled.

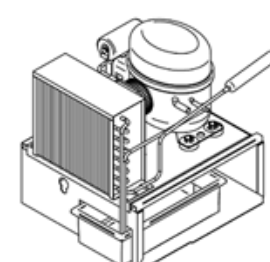
Voltage 230V/50Hz/1, electric equipment in compliance with EC standards.

Specials versions with 115V/60Hz/1 or 230V/60HZ/1 supply are available as optional



The condensing unit consists of a compressor and a ventilated condenser. The evaporator is located in the internal tank (behind the column) and it has a painting protection in compliance with the regulations in force. The evaporator is also equipped with two fans and a tank for defrosting water collection.

Remote condensing units to be used within the maximum distance of 10 meters, on all models without condensing unit.



ISO Climatic Class 4 – tested for a good efficiency in rooms with ambient temperature up to +32°C

Are you sick of standard skinplate or stainless steel door?

You like glass door but

You don't want to show all

what you have in the inside tank?



Since today it is possible to customize your door with stickers up to full door dimension

Make your cabinet up-to-date and more attractive! Use your imagination!

Ask for more details to our sales department.

LIST OF AVAILABLE MODELS WITH INCORPORATED CONDENSING UNIT :

	MODEL	DIMENSIONS (L x P x H)
• 1 DOOR (chillers)	RO 630 1DU / RO 630 1DUG	630x567x850 mm
• 1 DOOR (freezer)	RON 630 1DU / RON 630 1DUG	630x567x850 mm
• 2 SMALL DOORS	RO 1240 2D / RO 1240 2DG	1240x540x850/875 mm
• 2 MEDIUM DOORS	RO 1350 2DM / RO 1350 2DMG	1350x540x850/875 mm
• 2 LARGE DOORS	RO 1540 2DX / RO 1540 2DXG	1540x540x850/875 mm
• 3 SMALL DOORS	RO 1740 3D / RO 1740 3DG	1740x540x850/875 mm
• 3 MEDIUM DOORS	RO 1880 3DM / RO 1880 3DMG	1880x540x850/875 mm
• 3 LARGE DOORS	RO 2140 3DX / RO 2140 3DXG	2140x540x850/875 mm
• 4 MEDIUM DOORS	RO 2400 4DM / RO 2400 4DMG	2400x540x850/875 mm
• 4 LARGE DOORS	RO 2740 4DX / RO 2740 4DXG	2740x540x850/875 mm

LIST OF AVAILABLE MODELS WITH REMOTE CONDENSING UNIT and NON REFRIGERATED STORAGE CABINET:

• 2 SMALL DOORS	SG 900 2D / SG 900 2DG NE 900 2D / NE 900 2DG	900x540x850/875 mm
• 2 MEDIUM DOORS	SG 1010 2DM / SG 1010 2DMG NE 1010 2DM / NE 1010 2DMG	1010x540x850/875 mm
• 2 LARGE DOORS	SG 1200 2DX / SG 1200 2DXG NE 1200 2DX / NE 1200 2DXG	1200x540x850/875 mm
• 3 SMALL DOORS	SG 1400 3D / SG 1400 3DG NE 1400 3D / NE 1400 3DG	1400x540x850/875 mm
• 3 MEDIUM DOORS	SG 1540 3DM / SG 1540 3DMG NE 1540 3DM / NE 1540 3DMG	1540x540x850/875 mm
• 3 LARGE DOORS	SG 1800 3DX / SG 1800 3DXG NE 1800 3DX / NE 1800 3DXG	1800x540x850/875 mm
• 4 MEDIUM DOORS	SG 2060 4DM / SG 2060 4DMG NE 2060 4DM / NE 2060 4DMG	2060x540x850/875 mm
• 4 LARGE DOORS	SG 2400 4DX / SG 2400 4DXG NE 2400 4DX / NE 2400 4DXG	2400x540x850/875 mm

LIST OF AVAILABLE VISION MODELS WITH REMOTE CONDENSING UNIT:

• 4 LARGE DOORS	SGV 1200 4DX / SGV 1200 4DXG	1200x540x850/875 mm
• 6 SMALL DOORS	SGV 1400 6D / SGV 1400 6DG	1400x540x850/875 mm
• 6 LARGE DOORS	SGV 1800 6DX / SGV 1800 6DXG	1800x540x850/875 mm
• 8 LARGE DOORS	SGV 2400 8DX / SGV 2400 8DXG	2400x540x850/875 mm

LIST OF OPTIONAL AVAILABLE FOR THIS LINE:

- ADDITIONAL PRICE FOR INVERSION OF CONDENSING UNIT - RIGHT SIDE
- SET OF ALUMINIUM SHELVES 1 PER DOOR (INCLUDING HOOKS)
SET OF STAINLESS STEEL SHELVES 1 PER DOOR (INCLUDING HOOKS)
- HOOK
- KEY CLOSING FOR DOOR/DRAWER IN SKINPLATE
KEY CLOSING FOR DOOR/DRAWER IN STAINLESS STEEL
- ADDITIONAL PRICE FOR SET OF 2 DRAWERS IN SKINPLATE including 2 steel partitions for each drawer
ADDITIONAL PRICE FOR SET OF 2 DRAWERS IN STAINLESS STEEL including 2 steel partitions for each drawer
ADDITIONAL PRICE FOR SET OF 3 DRAWERS IN SKINPLATE including 2 steel partitions for each drawer
ADDITIONAL PRICE FOR SET OF 3 DRAWERS IN STAINLESS STEEL including 2 steel partitions for each drawer
- KIT PROTECTION BORDERS FOR DRAWERS 75 mm HEIGHT
- KIT NEUTRAL DRAWER IN THE UPPER PART OF MOTOR UNIT SPACE - SKINPLATE
KIT NEUTRAL DRAWER IN THE UPPER PART OF MOTOR UNIT SPACE - STAINLESS STEEL
KIT COFFE-GROUNDS DRAWER - SKINPLATE
KIT COFFE-GROUNDS DRAWER - STAINLESS STEEL
- ADDITIONAL PRICE FOR KIT WORK TOP IN STAINLESS STEEL
- KIT REVOLVING WHEEL WITT BRAKE 80 mm
- BIG FOOT 110-160 mm

HERE ARE SOME EXAMPLES ON HOW USE OUR UNDERCOUNTERS





